

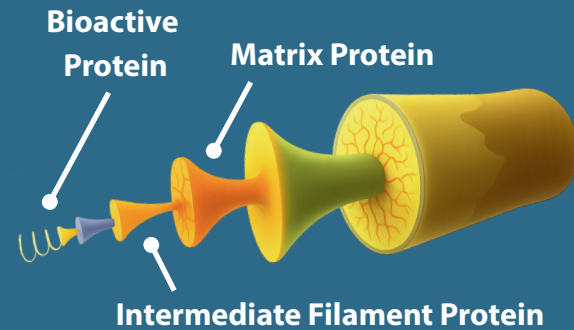
# Keramatrix®

Exclusively from  BioWound  
Solutions

**FDA**  
**510(k) CLEARED**

Keramatrix is the only skin substitute to use Replicine™ – keratin derived from a proprietary manufacturing and processing technology.


This process preserves the form and function of the protein while maintaining high levels of bioactivity; crucial for the wound healing process.



## Indications For Use

Keramatrix is indicated for the management of dry, light, and moderately exudating partial and full thickness wounds, including:

- ✓ Stage I - IV Pressure Ulcers
- ✓ Venous Stasis Ulcers
- ✓ Mixed Vascular Etiology Ulcers
- ✓ Diabetic Ulcers
- ✓ Surgical Wounds
- ✓ Donor Sites
- ✓ Grafts
- ✓ Superficial Injuries
- ✓ Cuts & Abrasions
- ✓ First & Second Degree Burns



## Initial & Reapplication Procedures

Keramatrix can be applied from the **onset and through the duration of the wound.**

Reapplication can occur **every 4-5 days** or as determined by the healthcare provider.

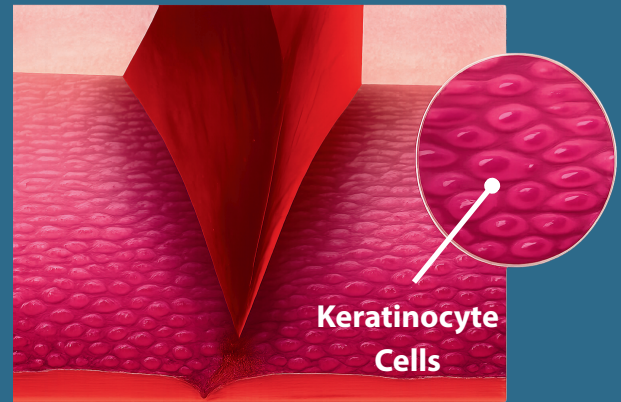
For full indications, contraindications, warnings, precautions and other important information, scan the QR code.



# The Importance of Keratinocyte Activation

Activated keratinocyte cells are among the first signals of epidermal wound healing.<sup>1</sup>

Replicine Bioactive Keratin activates keratinocyte cells present in the wound, stimulating them to quickly enter a hyperproliferative phase.<sup>1-3</sup>



Increased rates of proliferation and migration of keratinocyte cells accelerate epithelialization, essential for improved healing.<sup>1,3</sup>

Q Code	Catalog Number	Size	Billing Units
Q4165	KM-0203	2 x 3 cm	6
	KM-0505	5 x 5 cm	25
	KM-1010	10 x 10 cm	100

References: 1. Pechter PM, Gil J, Valdes J, et al. Keratin dressings speed epithelialization of deep partial-thickness wounds. *Wound Rep Reg.* 2012;20:236-242. 2. Jina NH, Marsh C, Than M, et al. Keratin gel improves poor scarring following median sternotomy. *ANZ J Surg.* 2015;85(5):378-380. 3. Walid F, Patel SR, Wu S. A new approach to diabetic foot ulcers using keratin gel technology. Presented at: Center for Lower Extremity Ambulatory Research; North Chicago, IL; 1-25.



800-989-4155



biowound.com



contact@biowound.com



Las Vegas, NV



**BioWound**  
Solutions